

Written Examination

Sample Questions (Rev. 8/26/23)



The highest commitment to excellence.

Disclaimer

- The following sample questions and answers were composed and vetted by a panel of experts in orthodontics and are intended to provide an example of questions on the written examination.
- Review of these sample questions does not guarantee that a candidate will pass the examination.

Sample Question #1



The highest commitment to excellence.

Sample Question #1

Module 2: Clinical Sciences

In a posteroanterior cephalogram, or image taken from a CBCT, the skeletal landmark Zygion (Zyg) corresponds to the:

- A: zygomaticomaxillary suture
- B: frontozygomatic suture
- C: zygomaticotemporal suture
- D: alveolar crest of the most lateral molar
- E: lateral border of the superior orbital fissure

Sample Question #1

KEY

Module 2: Clinical Sciences

In a posteroanterior cephalogram, or image taken from a CBCT, the skeletal landmark Zygion (Zyg) corresponds to the:

C: zygomaticotemporal suture

Sample Question #2



The highest commitment to excellence.

Sample Question #2

Module 4: Clinical Case Analysis

The correction of the deep bite should be accomplished prior to functional jaw orthopedic treatment. The correction of the deep bite should be done with a maxillary intrusion arch.

- A: Both statements are true.
- B: Both statements are false.
- C. The first statement is true; the second statement is false.
- D. The first statement is false; the second statement is true.

Image #1

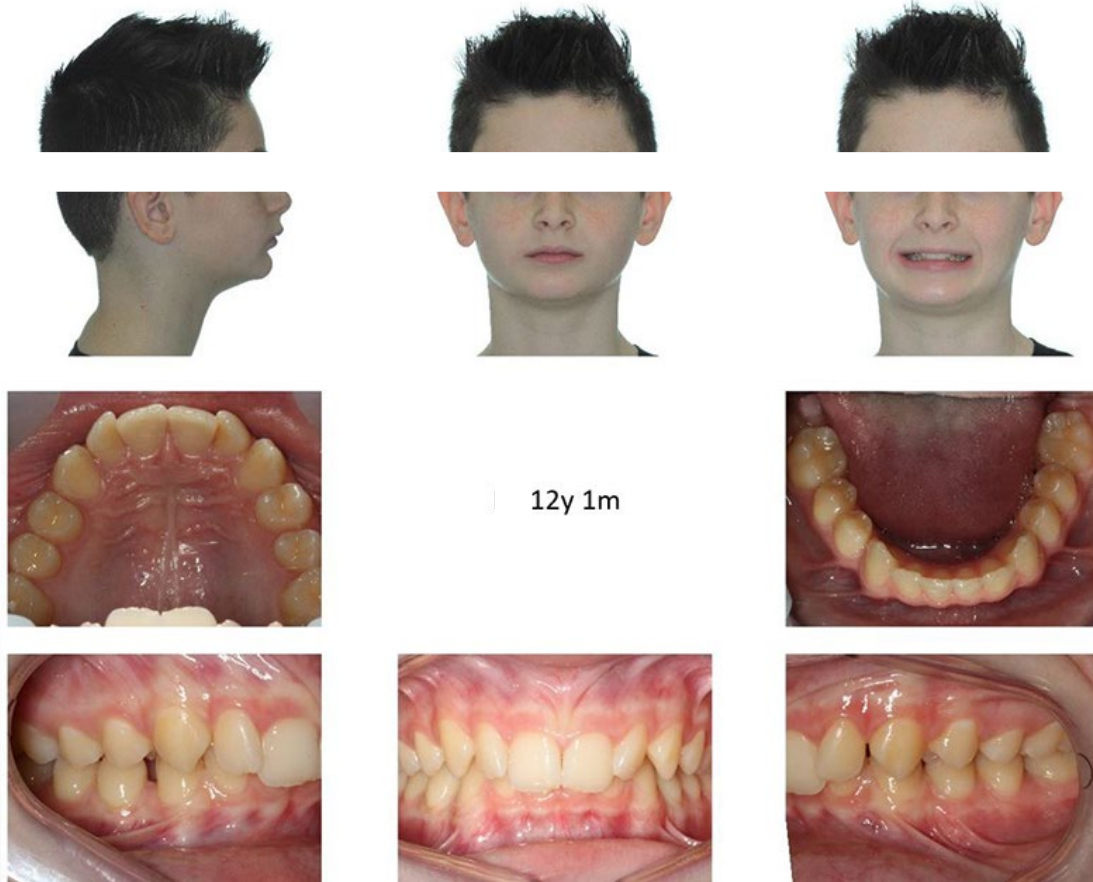


Image #2

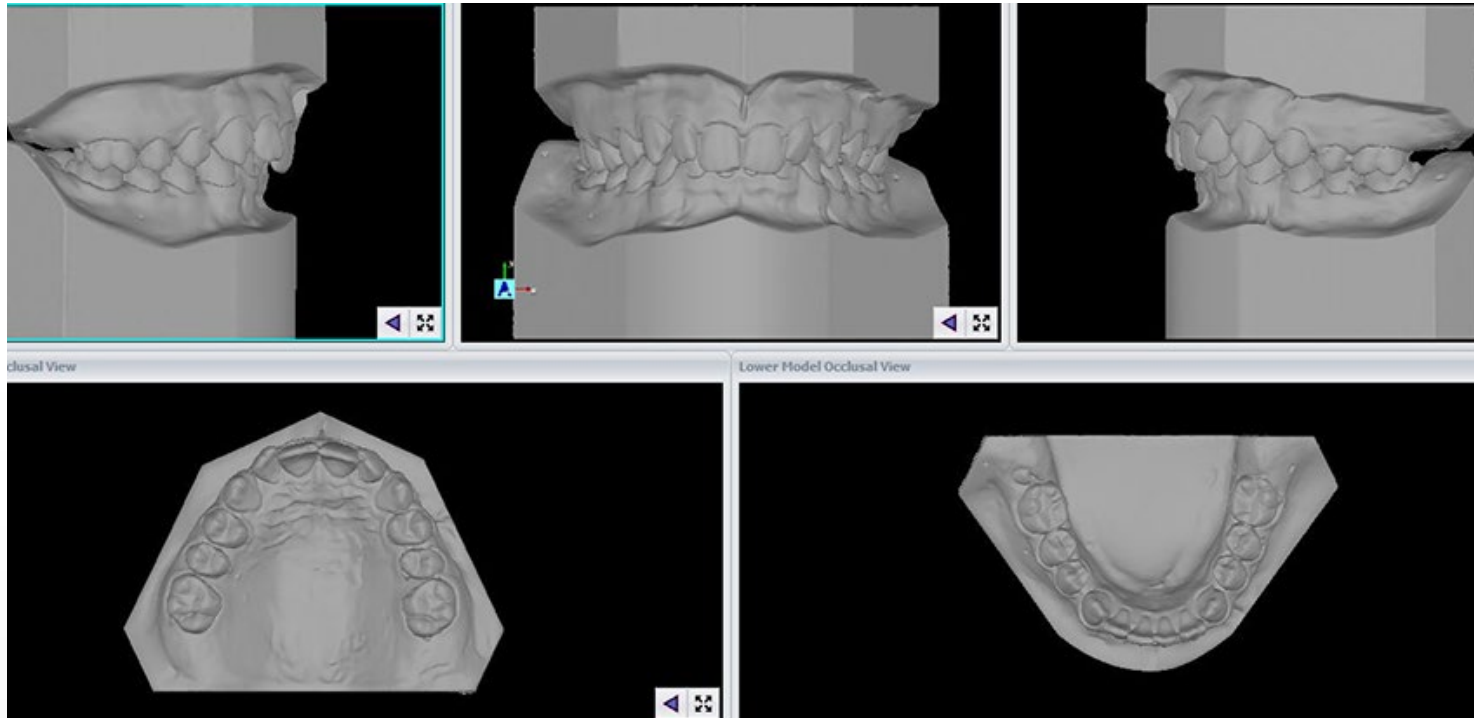


Image #3



Image #4



Image #5

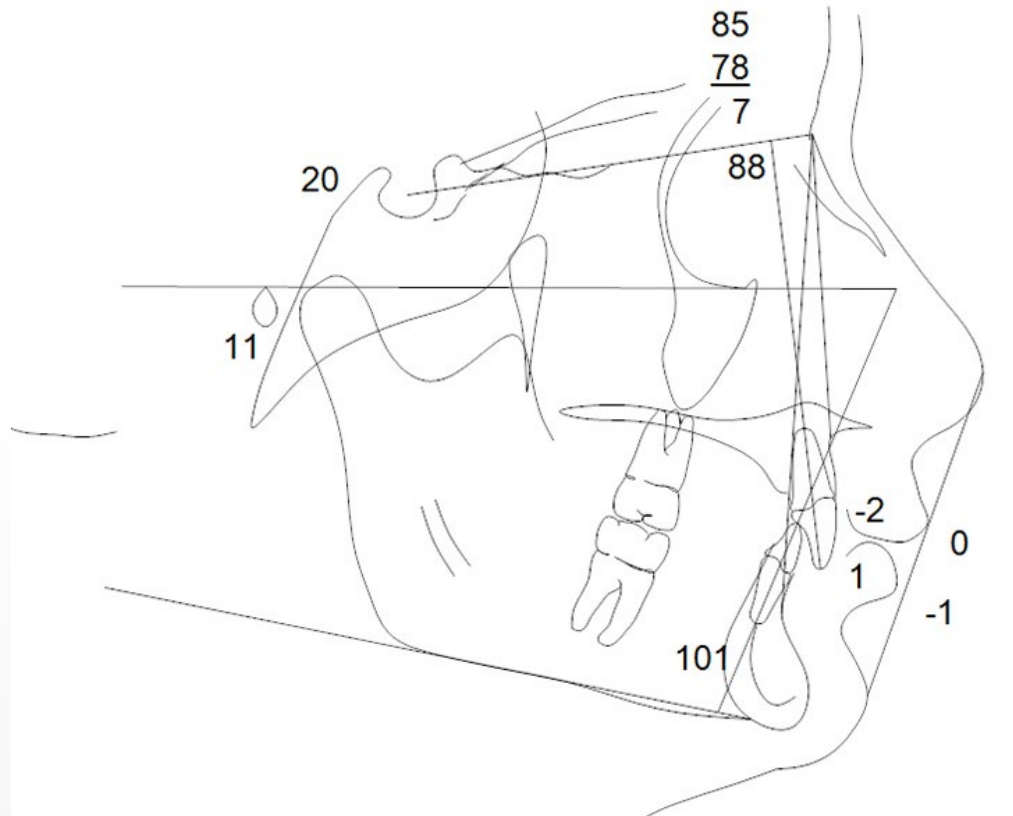


Image #6



Sample Question #1

KEY

Module 4: Clinical Case Analysis

The correction of the deep bite should be accomplished prior to functional jaw orthopedic treatment. The correction of the deep bite should be done with a maxillary intrusion arch.

C: The first statement is true; the second statement is false.